



FROGGY ADS

**We are happy to announce the launch of new ad format:
Push-notifications.**

Available for both desktop and mobile.

What are push notifications?

Push Notifications are clickable pop-up messages that appear on the web browser of your users' desktop and mobile devices. Push Notifications are interactive, clickable messages that lead visitors directly to your website. They help you increase traffic and engagement rate exponentially.

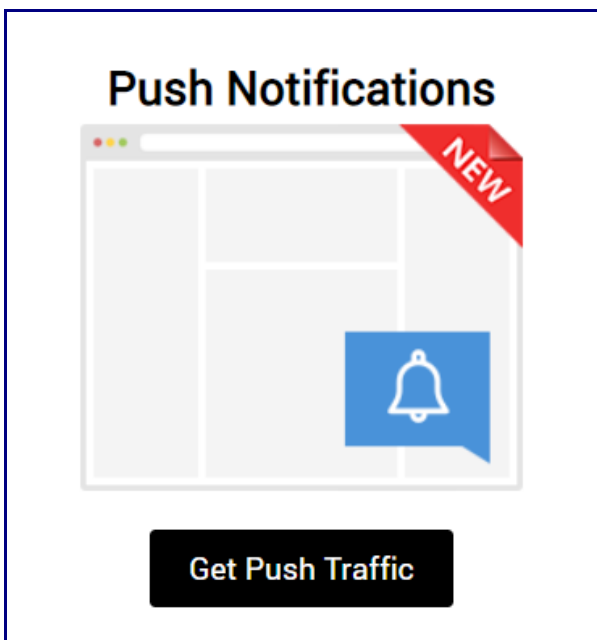
Why choose push notification ads?

- Only real bot free traffic
- Exceptional reach and performance
- Boosts your customer acquisitions efforts
- Engaged audience and higher retention
- Instant delivery

To start advertising please click **"New Campaign"**



Select **"Get Push Traffic"**



Basic campaign settings

Destination URL*

https://YourURL.com/tracker.php?utm_content=[CREATIVE_ID]&sid1

Add Google Analytics tracking code

Title*

Learn How To Make Money Fast

Message*

Signup For Free And Get VIP Access

Ad preview



Icon dimension is only 192x192
Max icon size is 100kb

Tip: Change your image creative each 5 days for best performance



Image dimension is only 492x328
Max image size is 100kb

Ad ID: 545756



Add another ad

Tracking type

None Pixel Image Postback request

Max. cost per visit, \$*

0.09

Budget, \$

Enabled Unlimited Budget

Asap

2500

Per day

Schedule

Run my campaign continuously starting today

Set a start and end date

Tip: You can now [use emojis](#) in push-advertising! Studies say emojis can boost your CTR up to 57% for pushes.



1. Enter the Destination URL of the website you want to advertise.
2. Add Google Analytics tracking code if you would like to track sources, domain or medium.
3. Select Call to action (Goal of your creative)
4. Add your Brand Logo
5. Provide an Image you would like to advertise

Push notification ad creative requirements:

- Preview image: 192×192 px
- Expanded image: 492x328 px
- Text title: 30 symbols max
- Text description: 45 symbols max

Targeting options available:

- Mobile: Android Phone, Android Tablet, Android browsers (Chrome, Samsung etc.)
- Desktop: Windows, MacOS
- Geo

Datacenter – selection of the server (data center 1 refers to USA and East regions, data center 2 refers to Europe).

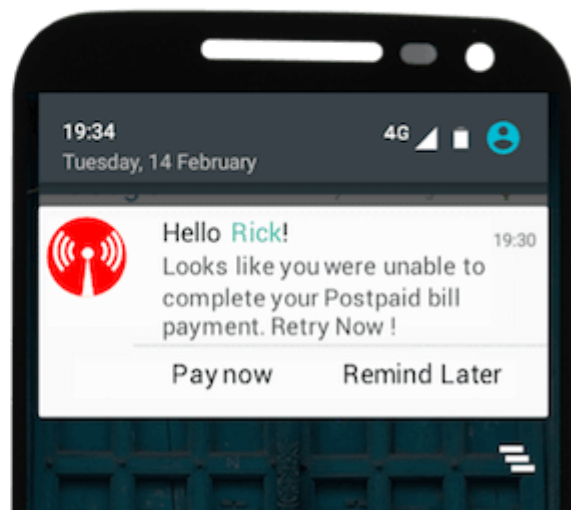
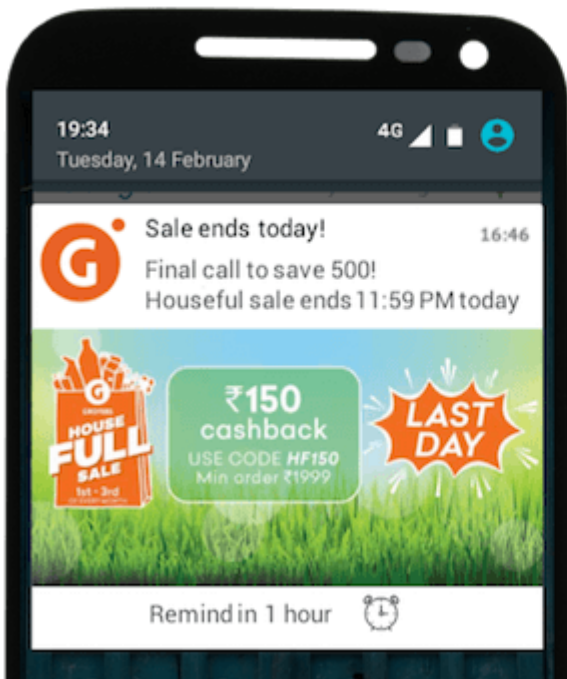
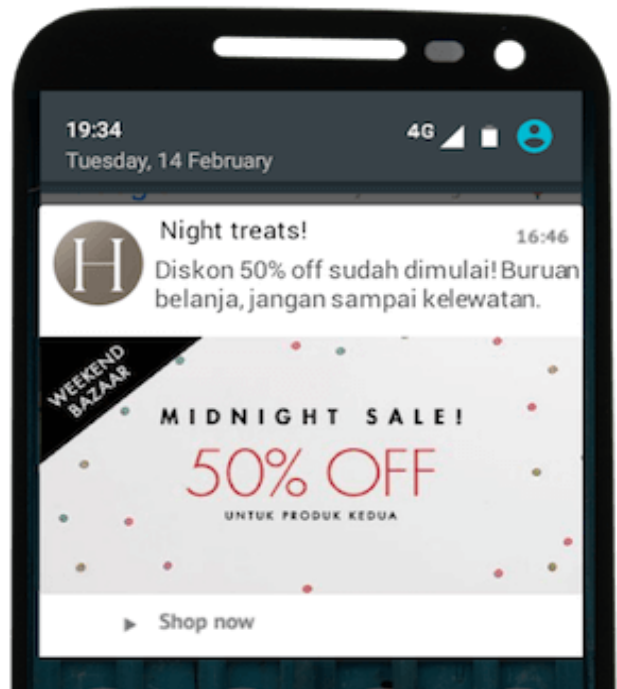
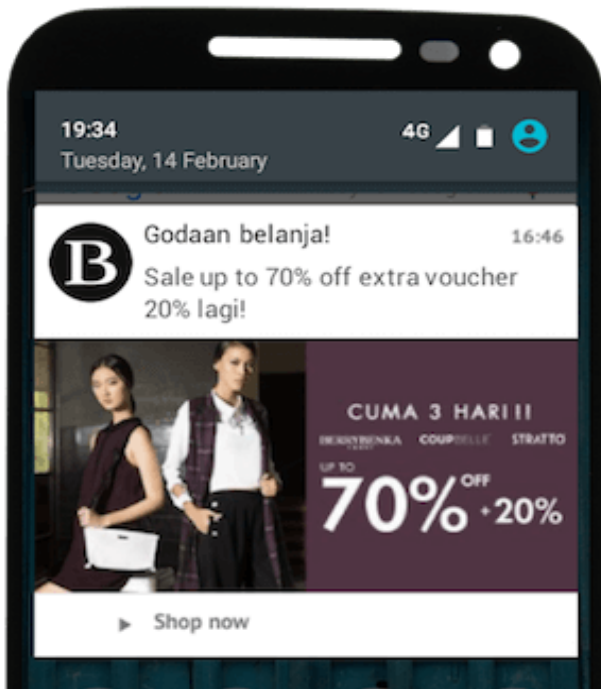
Select a data center

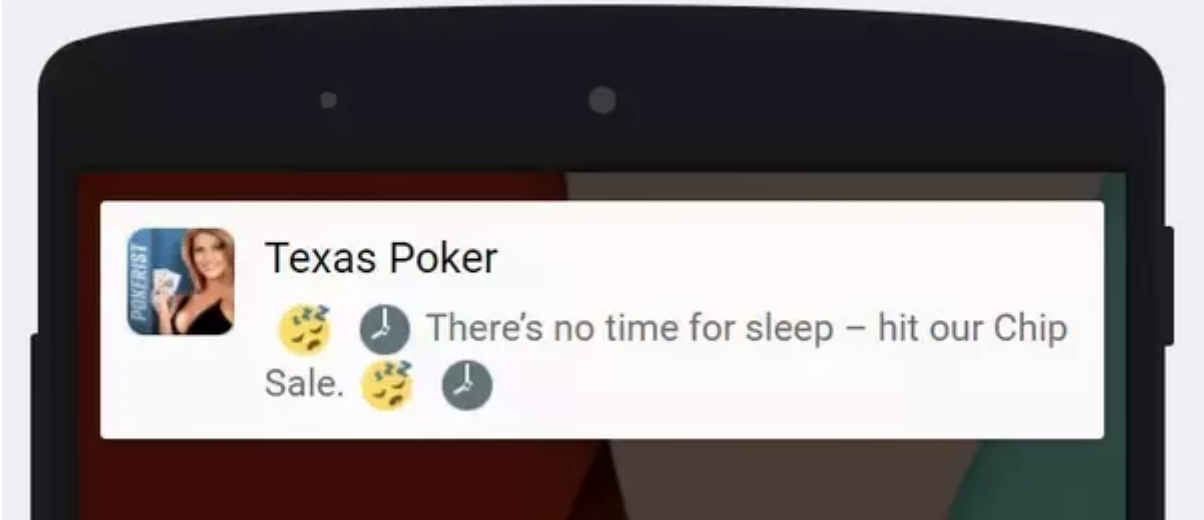
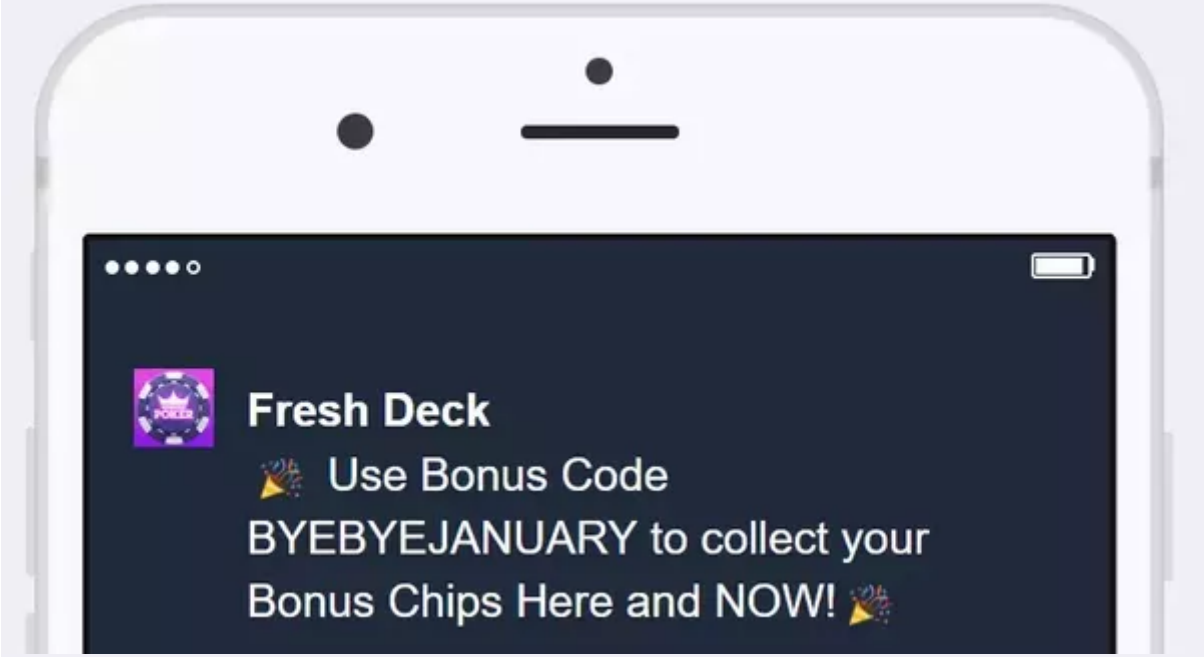
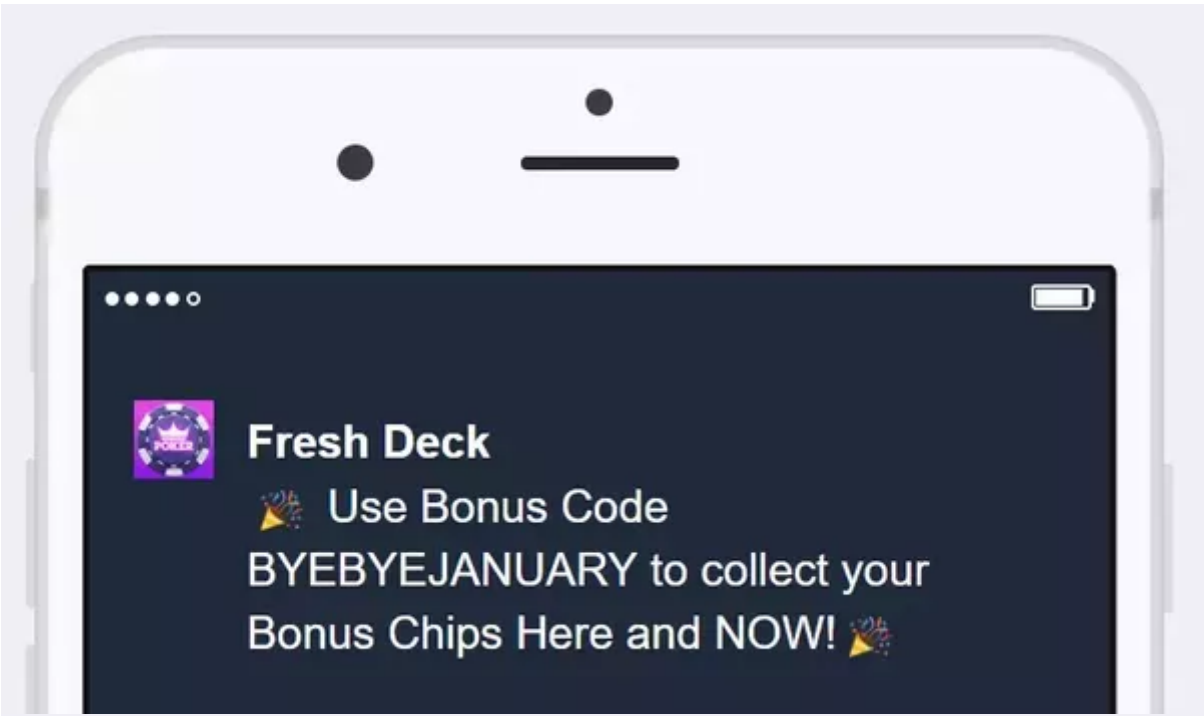
Data center 1

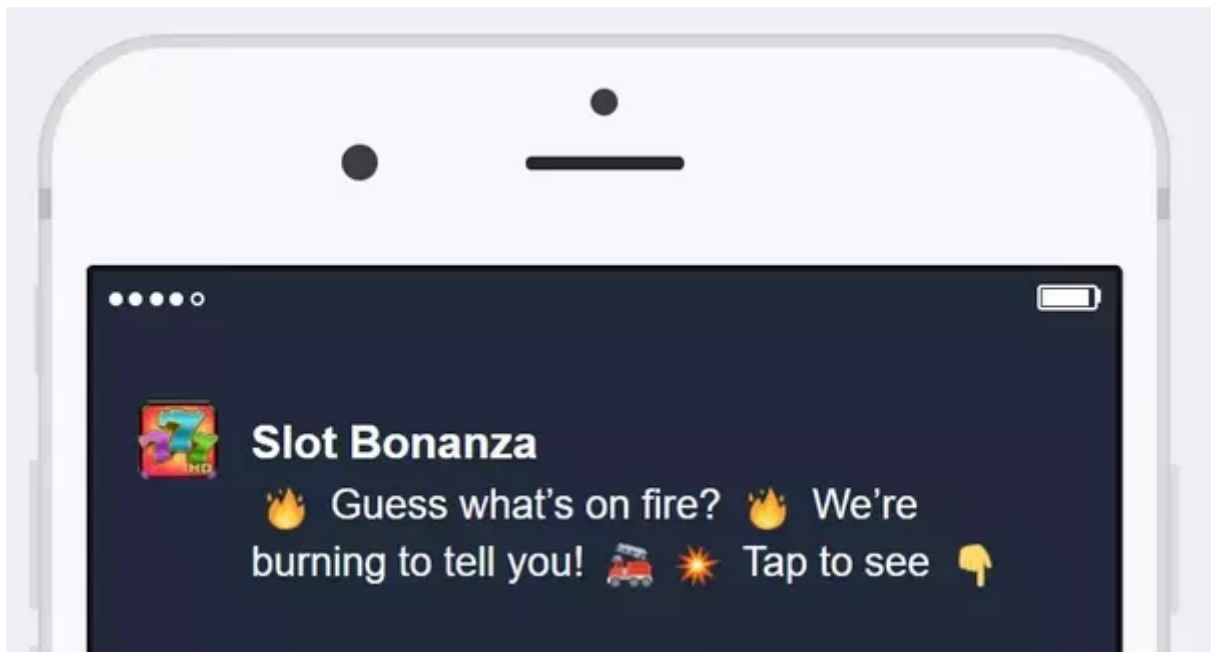
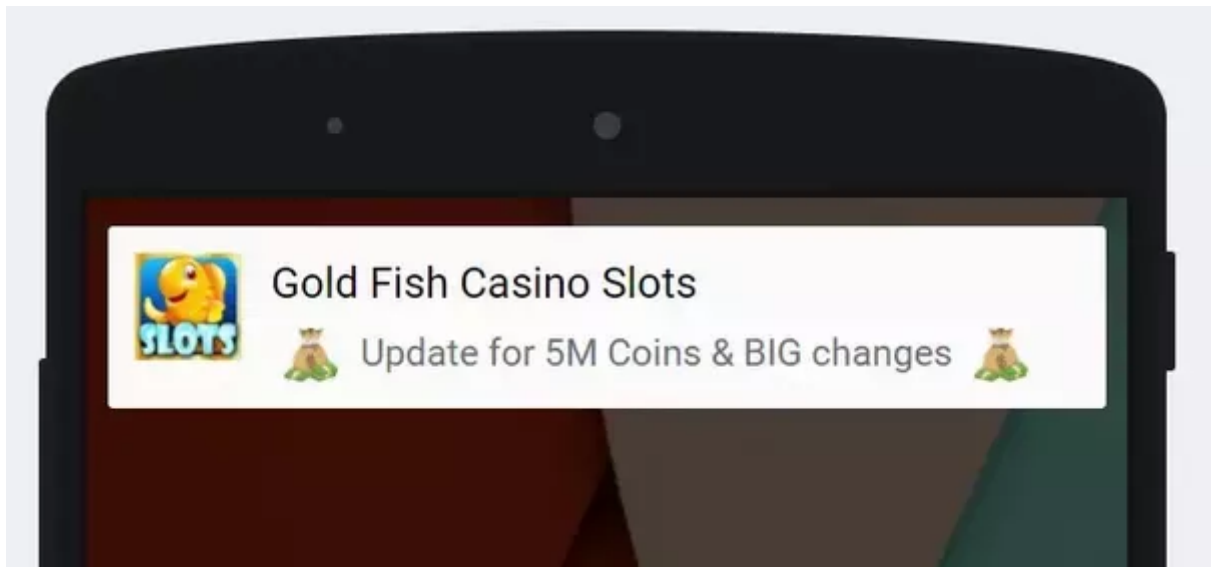
Subscribers list ID – list of available publishers sending push notifications traffic. For better performance we recommend to run on all list.

Subscribers list ID	<input checked="" type="checkbox"/> Run on all lists Clear all
	<input checked="" type="checkbox"/> 1156
	<input checked="" type="checkbox"/> 1170
	<input checked="" type="checkbox"/> 1171
	<input checked="" type="checkbox"/> 1173 (no casino and subscriptions)
	<input checked="" type="checkbox"/> 1175
	<input checked="" type="checkbox"/> 1196
	<input checked="" type="checkbox"/> 1197
	<input checked="" type="checkbox"/> 1199
	<input checked="" type="checkbox"/> 1335

Provide clear call-to-actions that drive revenue







For additional information or questions please contact us at support@froggyads.com